

Raw Anonymized Retail Data

REPORTED BY	REPORTED DATE	REPORTED TIME	RETAIL VALUE \$	AREA FOUND	PACKAGE CONDITION	DPCI
Employee-001	7/11/2023	15:32:23	\$10.00	Location-01	Package_Condition-1	062-18-0940
Employee-001	7/11/2023	9:39:07	\$25.00	Location-01	Package_Condition-1	331-08-3113
Employee-002	7/11/2023	8:43:37	\$16.00	Location-02	Package_Condition-1	013-01-0881
Employee-002	7/11/2023	8:43:22	\$16.00	Location-02	Package_Condition-1	331-01-2822
Employee-002	7/11/2023	8:43:04	\$18.00	Location-02	Package_Condition-1	331-03-0193
Employee-002	7/11/2023	8:42:49	\$18.00	Location-02	Package_Condition-1	331-02-2033
Employee-003	7/10/2023	11:45:41	\$19.99	Location-01	Package_Condition-2	040-02-0918
Employee-004	7/10/2023	10:54:03	\$15.00	Location-03	Package_Condition-2	052-06-1255
Employee-005	7/10/2023	6:33:22	\$12.99	Location-03	Package_Condition-2	037-12-0034
Employee-006	7/9/2023	19:25:51	\$10.00	Location-02	Package_Condition-1	200-01-0206
Employee-006	7/9/2023	19:25:43	\$8.00	Location-02	Package_Condition-1	043-13-2520
Employee-001	7/9/2023	15:25:50	\$17.00	Location-03	Package_Condition-1	222-01-1559
Employee-006	7/9/2023	14:59:30	\$15.00	Location-02	Package_Condition-1	331-05-2117
Employee-003	7/9/2023	13:20:23	\$16.99	Location-01	Package_Condition-1	093-10-3014
Employee-007	7/9/2023	12:59:23	\$2.59	Location-03	Package_Condition-2	071-20-1760
Employee-005	7/9/2023	9:53:19	\$7.00	Location-03	Package_Condition-2	052-18-3573
Employee-005	7/9/2023	9:53:01	\$12.00	Location-03	Package_Condition-2	052-18-0484
Employee-008	7/8/2023	17:38:53	\$15.00	Location-02	Package_Condition-1	023-12-9120
Employee-009	7/8/2023	15:55:29	\$0.00	Location-03	Package_Condition-2	234-14-9760
Employee-005	7/8/2023	15:55:25	\$10.99	Location-03	Package_Condition-3	052-10-8893
Employee-008	7/8/2023	13:39:23	\$0.00	Location-02	Package_Condition-2	040-08-0165
Employee-005	7/8/2023	10:42:49	\$18.00	Location-03	Package_Condition-2	052-18-0891
Employee-010	7/7/2023	20:43:21	\$19.99	Location-03	Package_Condition-4	084-16-0093
Employee-011	7/7/2023	19:00:06	\$12.00	Location-03	Package_Condition-2	052-16-4219
Employee-011	7/7/2023	18:58:41	\$11.99	Location-03	Package_Condition-2	049-06-1759
Employee-011	7/7/2023	18:58:23	\$7.99	Location-03	Package_Condition-2	053-24-2893
Employee-008	7/7/2023	17:50:25	\$25.99	Location-02	Package_Condition-1	022-08-4275
Employee-008	7/7/2023	17:49:27	\$17.00	Location-02	Package_Condition-1	023-12-8707
Employee-008	7/7/2023	17:49:13	\$17.00	Location-02	Package_Condition-1	023-12-6390

Cleaned Anonymized Retail Data

REPORTED BY	DATE_TIME	RETAIL VALUE	AREA FOUND	PACKAGE CONDITION	DPCI_Department	DPCI_Class	DPCI_Item
Employee-011	6/30/2023 20:09	\$34.99	Location-03	Package_Condition-2	245	3	586
Employee-008	6/30/2023 19:30	\$10.00	Location-03	Package_Condition-1	331	0	3961
Employee-019	6/30/2023 19:11	\$9.99	Location-03	Package_Condition-3	30	5	2208
Employee-014	6/30/2023 12:38	\$22.99	Location-03	Package_Condition-2	80	8	8932
Employee-014	6/30/2023 12:37	\$15.00	Location-03	Package_Condition-2	52	6	4832
Employee-013	6/30/2023 9:45	\$7.00	Location-06	Package_Condition-2	3	3	448
Employee-020	6/30/2023 7:57	\$12.99	Location-03	Package_Condition-2	84	16	6372
Employee-006	6/29/2023 21:34	\$19.99	Location-02	Package_Condition-2	80	8	9968
Employee-006	6/29/2023 19:57	\$15.00	Location-02	Package_Condition-1	23	12	8179
Employee-001	6/29/2023 14:31	\$24.99	Location-02	Package_Condition-1	23	5	1111
Employee-001	6/28/2023 21:35	\$12.99	Location-01	Package_Condition-1	6	0	2463
Employee-001	6/28/2023 20:36	\$8.00	Location-01	Package_Condition-1	18	0	9532
Employee-001	6/28/2023 19:34	\$3.00	Location-01	Package_Condition-1	22	12	4042
Employee-001	6/28/2023 19:27	\$18.00	Location-03	Package_Condition-1	22	9	669
Employee-001	6/28/2023 16:57	\$19.99	Location-02	Package_Condition-1	6	14	1004
Employee-003	6/28/2023 9:05	\$9.99	Location-01	Package_Condition-2	215	3	7247
Employee-021	6/27/2023 18:15	\$22.99	Location-06	Package_Condition-2	70	5	8180
Employee-001	6/27/2023 13:24	\$5.00	Location-01	Package_Condition-1	31	1	9095
Employee-001	6/27/2023 13:24	\$0.00	Location-01	Package_Condition-1	31	1	6506
Employee-005	6/27/2023 12:02	\$8.99	Location-03	Package_Condition-2	52	6	9969
Employee-022	6/27/2023 9:44	\$1.99	Location-03	Package_Condition-2	94	3	90
Employee-023	6/27/2023 9:13	\$3.99	Location-03	Package_Condition-2	87	0	275
Employee-023	6/27/2023 8:59	\$34.99	Location-03	Package_Condition-2	245	3	586
Employee-006	6/26/2023 21:21	\$40.00	Location-02	Package_Condition-1	238	2	4961
Employee-011	6/26/2023 20:35	\$22.99	Location-03	Package_Condition-2	23	5	3862
Employee-024	6/26/2023 14:11	\$3.49	Location-03	Package_Condition-2	37	5	4678
Employee-005	6/26/2023 13:58	\$8.69	Location-03	Package_Condition-2	52	6	2740
Employee-025	6/26/2023 11:55	\$49.99	Location-03	Package_Condition-2	37	14	107
Employee-014	6/25/2023 20:52	\$28.00	Location-02	Package_Condition-2	43	16	890
Employee-002	6/25/2023 18:30	\$22.99	Location-01	Package_Condition-2	80	8	8932
Employee-008	6/25/2023 17:23	\$8.00	Location-03	Package_Condition-1	331	9	465
Employee-005	6/25/2023 16:53	\$25.99	Location-03	Package_Condition-2	94	2	1378

Pivot Tables

Top 3 Employees by Empty Package Retail Value

Sum of RETAIL VALUE	Column Labels			
Row Labels	Employee-002	Employee-015	Employee-045	Grand Total
2021	\$4,249.98		\$1,642.51	\$5,892.49
Qtr1	\$207.31		\$6.58	\$213.89
Qtr2	\$340.81		\$90.97	\$431.78
Qtr3	\$1,274.93		\$182.97	\$1,457.90
Qtr4	\$2,426.93		\$1,361.99	\$3,788.92
2022	\$7,172.01	\$1,754.27	\$5,130.82	\$14,057.10
Qtr1	\$1,384.38		\$1,008.44	\$2,392.82
Qtr2	\$1,390.79		\$2,185.69	\$3,576.48
Qtr3	\$2,626.24	\$484.19	\$1,786.70	\$4,897.13
Qtr4	\$1,770.60	\$1,270.08	\$149.99	\$3,190.67
2023	\$2,540.46	\$5,916.80	\$74.37	\$8,531.63
Qtr1	\$602.31	\$3,601.50		\$4,203.81
Qtr2	\$1,938.15	\$2,315.30	\$74.37	\$4,327.82
Grand Total	\$13,962.45	\$7,671.07	\$6,847.70	\$28,481.22

Top 3 Recovery Locations by Empty Package Retail Value

Sum of RETAIL \	Column Labels			
Row Labels	Location-01	Location-02	Location-03	Grand Total
2021	\$4,854.57	\$7,707.84	\$12,846.82	\$25,409.23
Qtr1	\$448.79	\$18.00	\$2,164.04	\$2,630.83
Qtr2	\$732.86	\$1,320.34	\$3,161.78	\$5,214.98
Qtr3	\$874.62	\$2,623.07	\$3,772.57	\$7,270.26
Qtr4	\$2,798.30	\$3,746.43	\$3,748.43	\$10,293.16
2022	\$3,787.92	\$10,482.13	\$23,922.26	\$38,192.31
Qtr1	\$1,688.68	\$2,541.70	\$3,726.53	\$7,956.91
Qtr2	\$1,717.96	\$2,076.00	\$4,655.78	\$8,449.74
Qtr3	\$208.43	\$3,263.82	\$8,018.00	\$11,490.25
Qtr4	\$172.85	\$2,600.61	\$7,521.95	\$10,295.41
2023	\$1,243.98	\$8,392.15	\$16,768.16	\$26,404.29
Qtr1	\$491.93	\$2,773.96	\$9,110.90	\$12,376.79
Qtr2	\$752.05	\$5,618.19	\$7,657.26	\$14,027.50
Grand Total	\$9,886.47	\$26,582.12	\$53,537.24	\$90,005.83

Top 3 Departments by Empty Package Retail Value

Sum of RETAIL VALUE	Column Labels			
Row Labels	52	80	87	Grand Total
2021	\$1,270.89	\$1,486.45	\$1,815.57	\$4,572.91
Qtr1	\$411.24	\$250.90	\$324.71	\$986.85
Qtr2	\$245.77	\$469.83	\$157.91	\$873.51
Qtr3	\$242.88	\$257.87	\$566.75	\$1,067.50
Qtr4	\$371.00	\$507.85	\$766.20	\$1,645.05
2022	\$2,146.92	\$3,104.94	\$1,831.66	\$7,083.52
Qtr1	\$442.15	\$531.78	\$581.38	\$1,555.31
Qtr2	\$325.18	\$973.75	\$316.99	\$1,615.92
Qtr3	\$381.31	\$566.73	\$498.74	\$1,446.78
Qtr4	\$998.28	\$1,032.68	\$434.55	\$2,465.51
2023	\$3,049.28	\$1,189.48	\$2,507.68	\$6,746.44
Qtr1	\$1,407.44	\$484.76	\$2,059.61	\$3,951.81
Qtr2	\$1,641.84	\$704.72	\$448.07	\$2,794.63
Grand Total	\$6,467.09	\$5,780.87	\$6,154.91	\$18,402.87

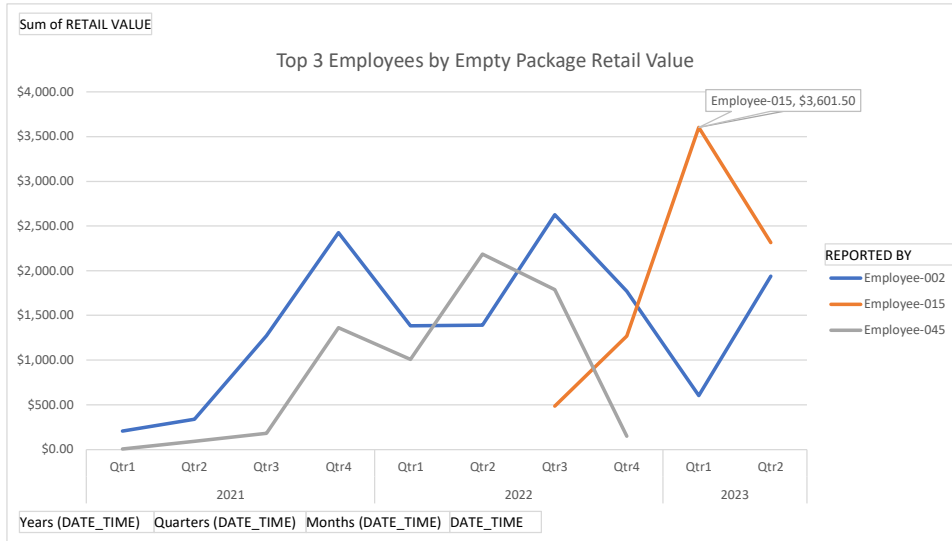
Retail Value and Item Count Trend and Correlation

Row Labels	Sum of RETAIL VALUE	Count of DPCI_Item
2021	\$27,369.70	1665
Qtr1	\$2,884.91	204
Qtr2	\$5,999.30	307
Qtr3	\$7,853.74	510
Qtr4	\$10,631.75	644
2022	\$39,484.42	2439
Qtr1	\$8,016.86	518
Qtr2	\$8,886.55	506
Qtr3	\$11,751.52	684
Qtr4	\$10,829.49	731
2023	\$27,442.77	1812
Qtr1	\$12,973.87	838
Qtr2	\$14,468.90	974
Grand Total	\$94,296.89	5916

Top 10 Employees by Empty Package Retail Value and Count

Row Labels	Sum of RETAIL VALUE	Count of DPCI_Item
Employee-002	\$13,962.45	856
Employee-015	\$7,671.07	467
Employee-045	\$6,847.70	456
Employee-039	\$6,506.87	484
Employee-005	\$5,234.24	405
Employee-001	\$5,129.92	335
Employee-008	\$4,954.26	304
Employee-011	\$4,906.60	258
Employee-019	\$3,100.14	176
Employee-010	\$2,706.31	127
Grand Total	\$61,019.56	3868

Employee Visualizations



Noteworthy Insights

Employee-015 quickly reported the most retail value from Q4 2022 to Q1 2023.

Employee-002 reported significantly less retail value in Q1 2023 when Employee-015 was the highest.

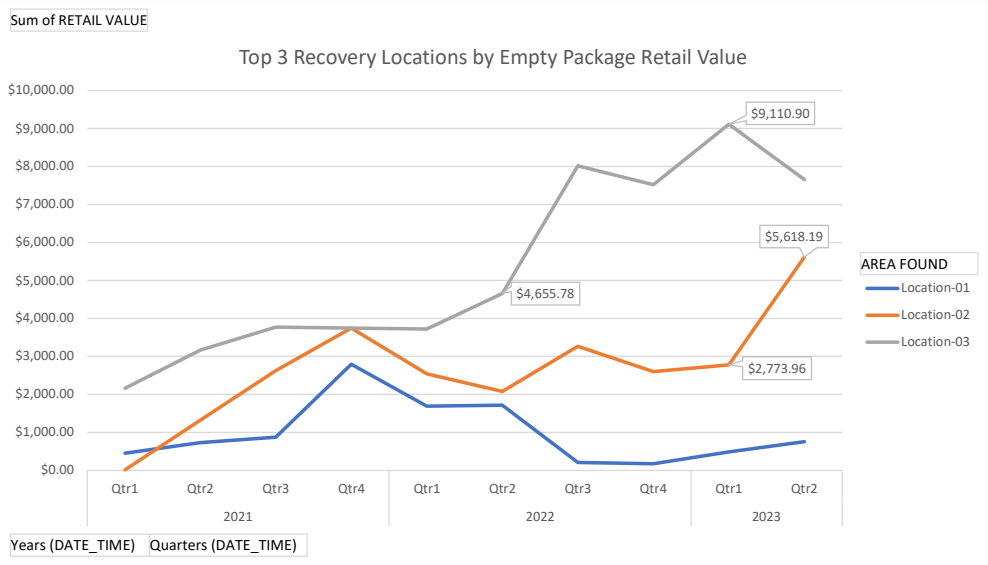


Noteworthy Insights

Employee-002 has by far the most retail value reported, almost twice of Employee-015.

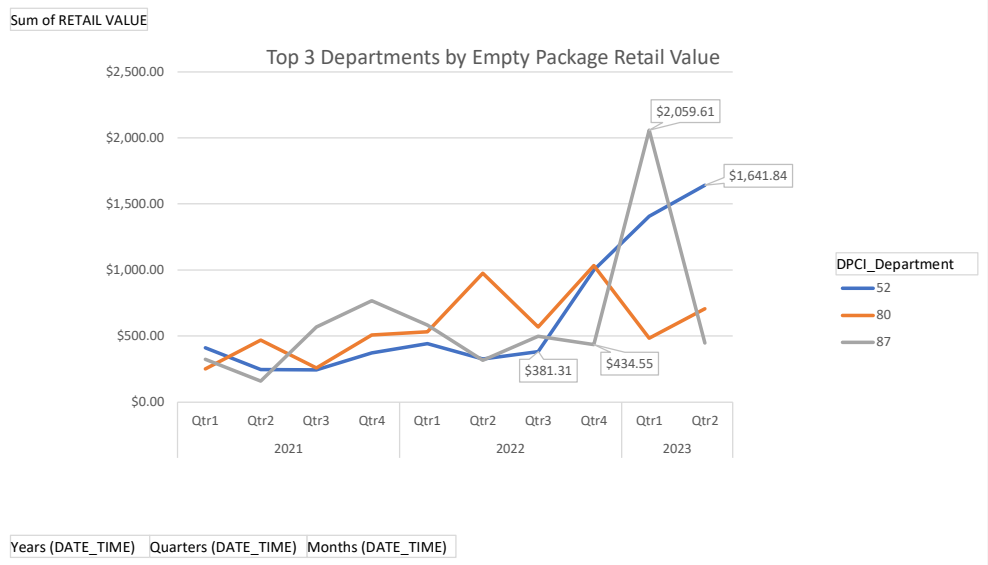
Employee-002 has only worked for a year and is significantly higher than others.

Location and Department Visualizations



Noteworthy Insights

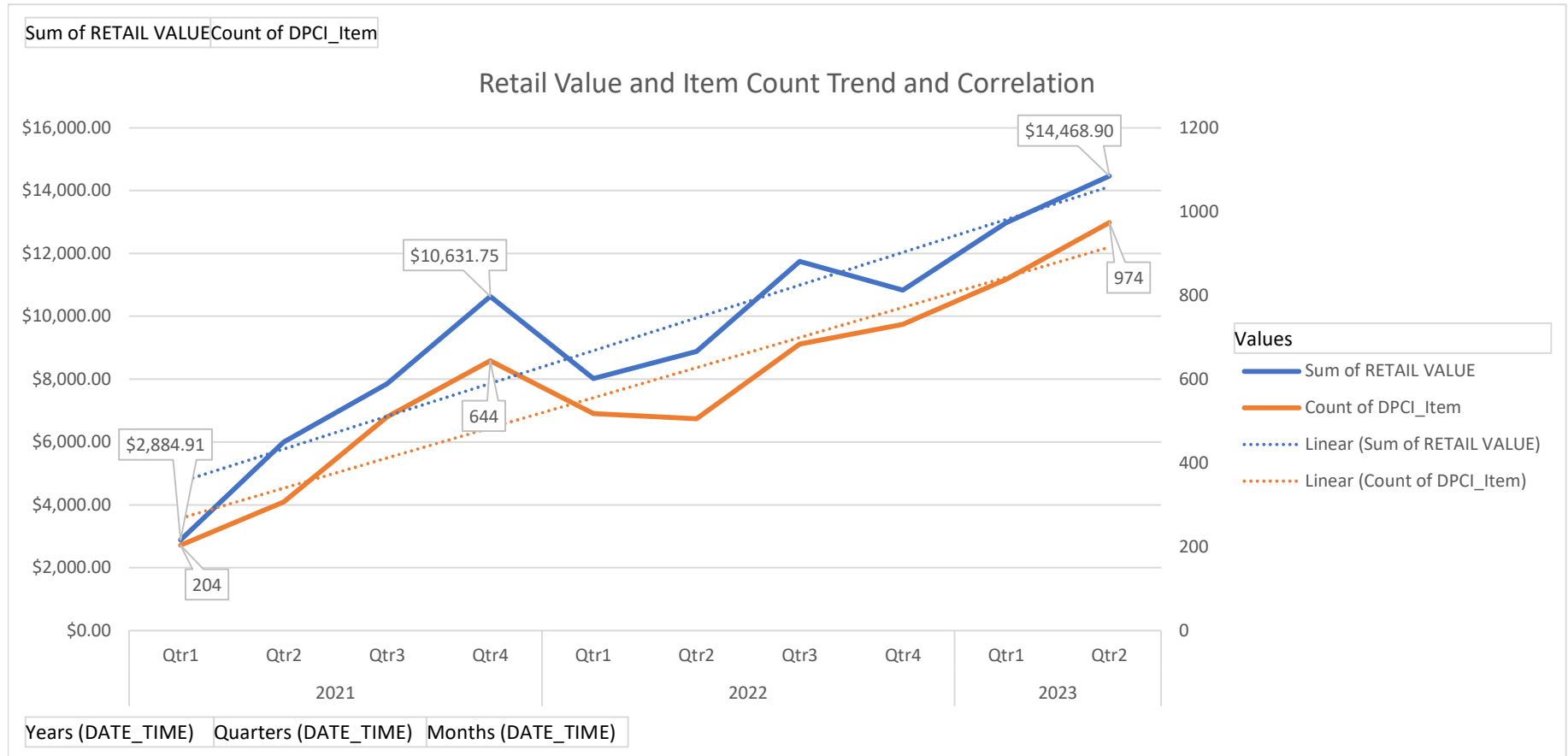
Location-03 doubled the retail value found in less than a year.
 Location-02 doubled the retail value found in a single quarter.



Noteworthy Insights

Department 87 had a major spike in packages recovered in Q1 2023.
 Department 52 had a more than four times increase from Q3 2022 to Q2 2023.

Total Retail Visualizations



Noteworthy Insights

Empty packages found are not slowing down in retail value or count.
 From Q1 2021 to Q2 2023, retail value recovered increased five-fold.
 Item count is increasing lockstep with retail value.

Conclusion

The analysis of the retail data from Target, specifically related to the recovery of empty packages by employees, shows several key trends and insights.

The data shows a clear shift in the productivity of the employees in terms of reported retail value. Employee-015, for example, significantly escalated their reported retail value from Q4 2022 to Q1 2023. On the other hand, during this period, Employee-002, who had consistently been the top performer, reported significantly less retail value. It's important to note that Employee-002, despite only being active for a year, has reported nearly twice the retail value compared to Employee-015 and has been instrumental in the recovery process.

In terms of locations, there's also a noticeable trend in recovered retail value. Location-03 saw its retail value of recovered items doubled in less than a year, showing substantial improvement in its recovery operations. Similar progress was observed in Location-02, which managed to double the retail value of recovered items within a single quarter, indicating a sudden and strong upswing in their recovery process.

Turning to departmental insights, Department 87 experienced a remarkable spike in the number of packages recovered in Q1 2023. In contrast, Department 52 saw a more gradual but significant increase from Q3 2022 to Q2 2023, with a more than fourfold surge in recovered packages.

The overall trend in recovered retail value and count of items shows no signs of slowing down. Both these metrics have been increasing consistently, highlighting the scale and growth of the recovery process. From Q1 2021 to Q2 2023, the retail value of recovered items increased five-fold, which is a significant rise. Parallel to this, the count of items recovered has also been increasing in tandem with the retail value, indicating an upward trend in the effectiveness of the recovery process.